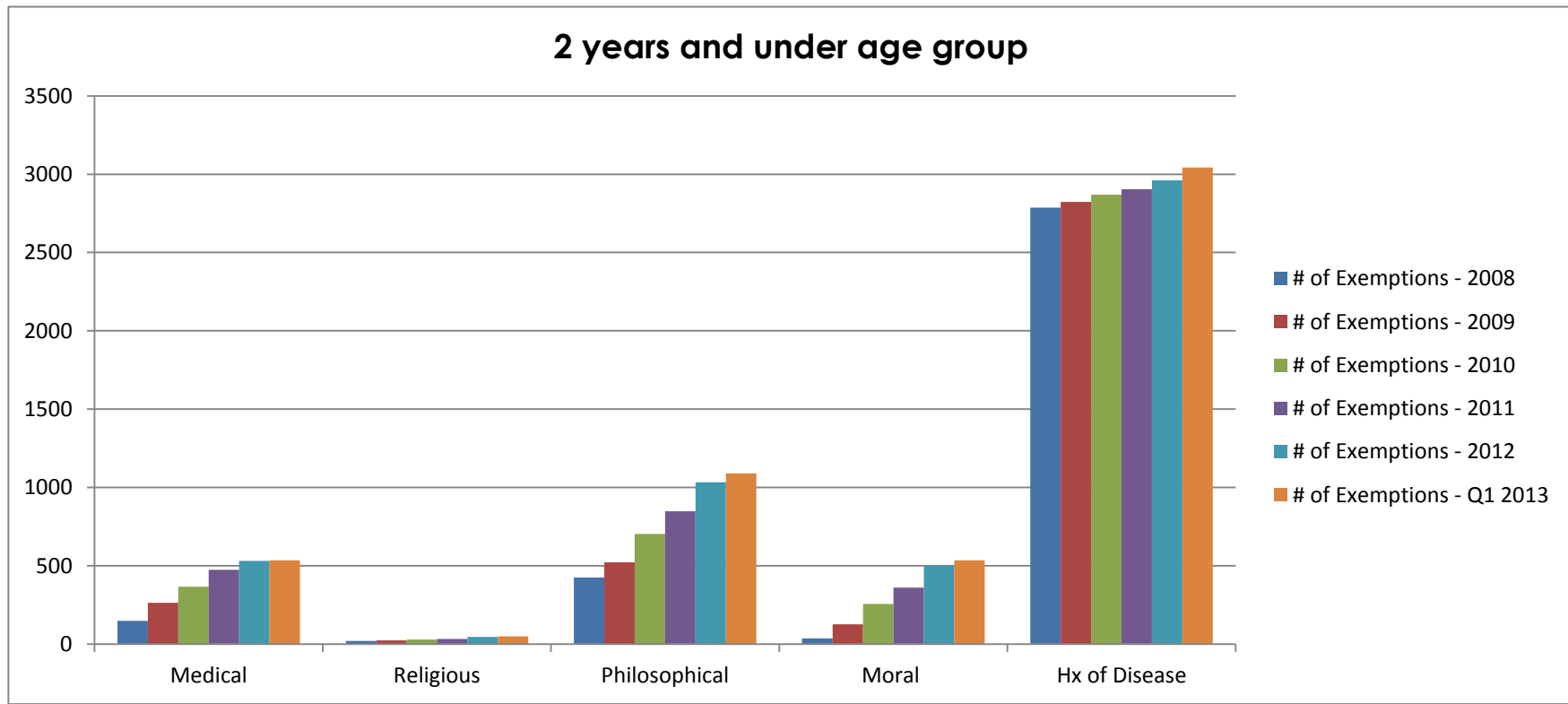


**Number of vaccine exemptions for children 2 years and under  
in the NDIIS as of the last day of the specified year.**

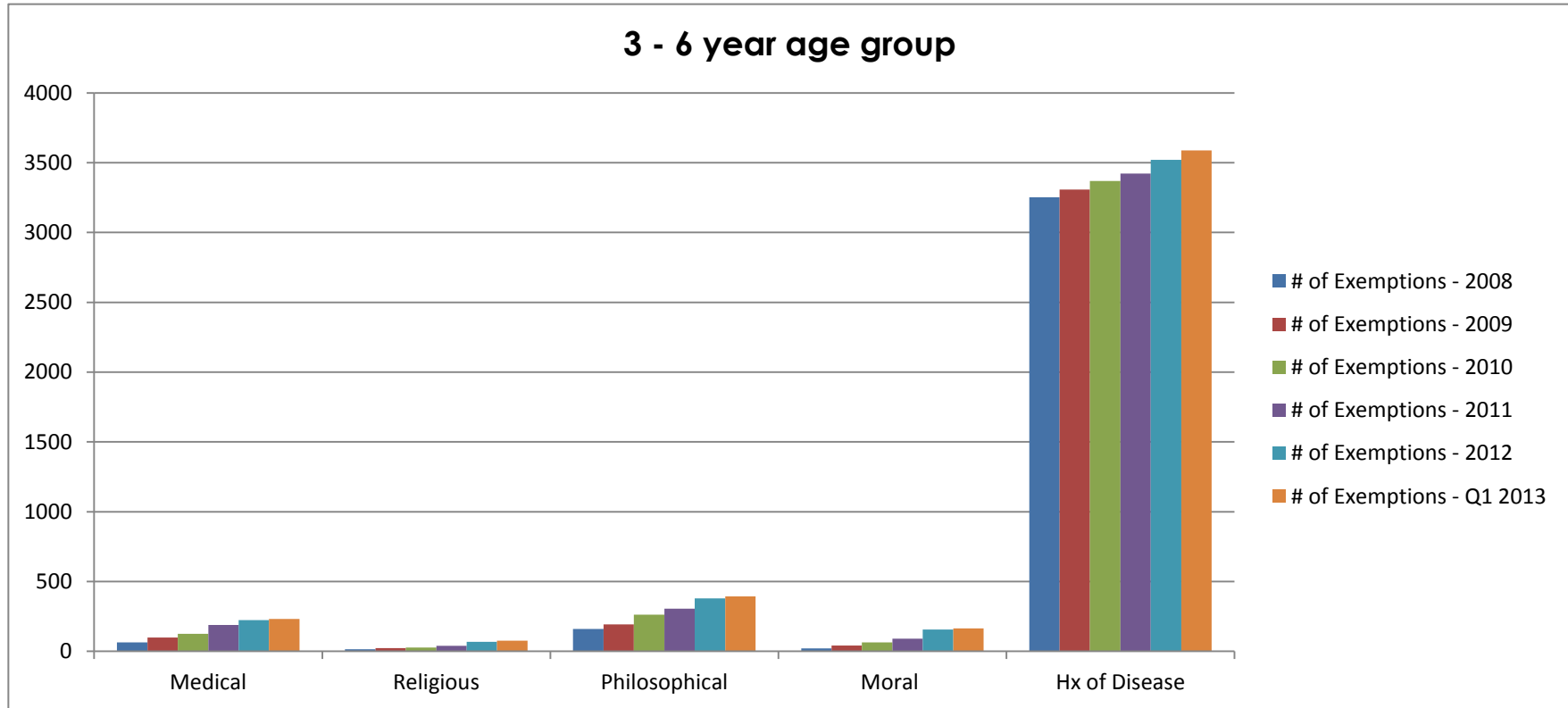
Reason	# of Exemptions - 2008	# of Exemptions - 2009	# of Exemptions - 2010	# of Exemptions - 2011	# of Exemptions - 2012	# of Exemptions - Q1 2013
Medical	148	265	367	475	532	535
Religious	20	24	29	33	46	50
Philosophical	426	522	704	848	1034	1090
Moral	37	127	257	362	502	536
Hx of Disease	2786	2824	2869	2903	2961	3043



\* age group based on age at the time of vaccine refusal.

**Number of vaccine exemptions for children 3 - 6 years old in the NDIIS as of the last day of the specified year.**

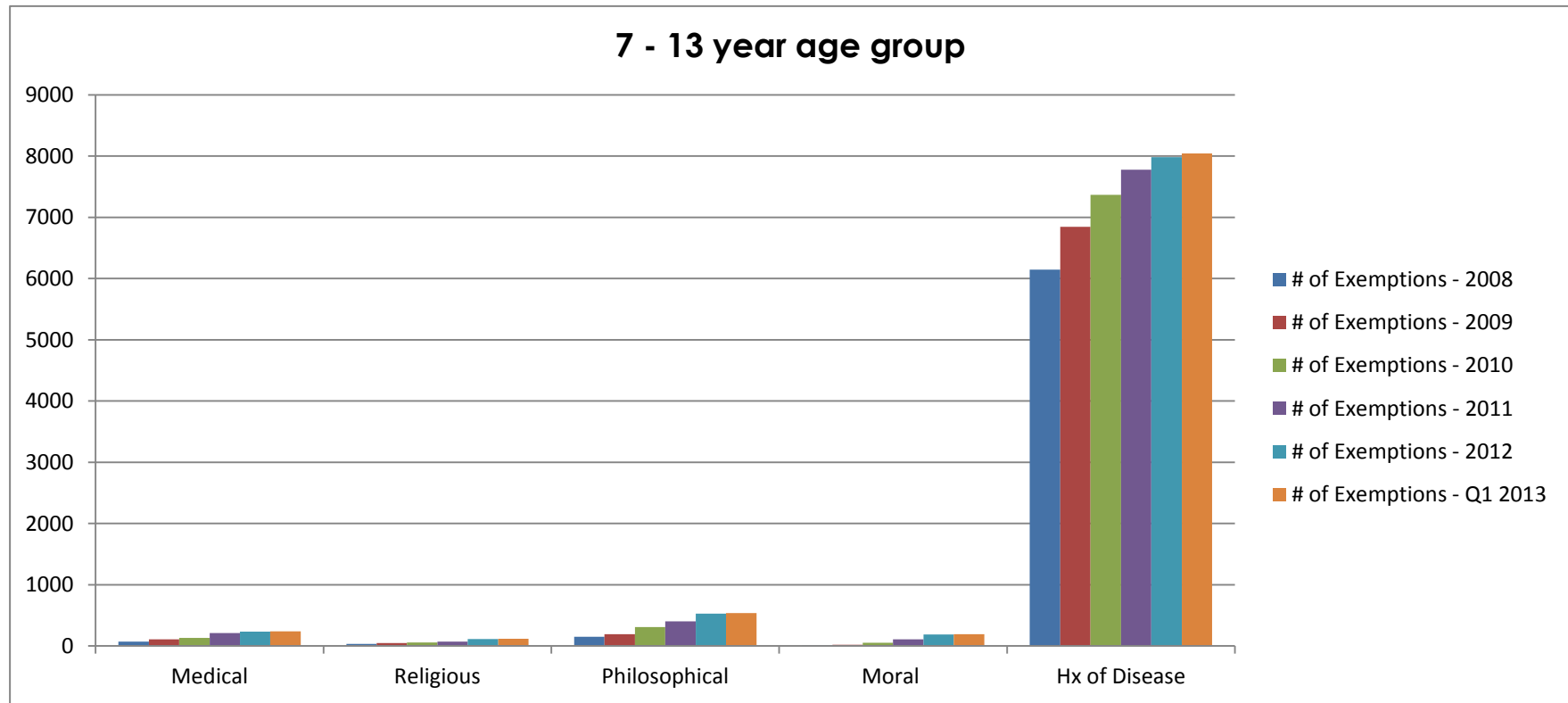
Reason	# of Exemptions - 2008	# of Exemptions - 2009	# of Exemptions - 2010	# of Exemptions - 2011	# of Exemptions - 2012	# of Exemptions - Q1 2013
Medical	64	98	126	188	223	231
Religious	15	24	27	39	69	77
Philosophical	161	193	262	306	379	393
Moral	20	42	64	90	155	165
Hx of Disease	3252	3307	3368	3423	3520	3587



\* age group based on age at the time of vaccine refusal.

**Number of vaccine exemptions for children 7 - 13 years old in the NDIIS as of the last day of the specified year.**

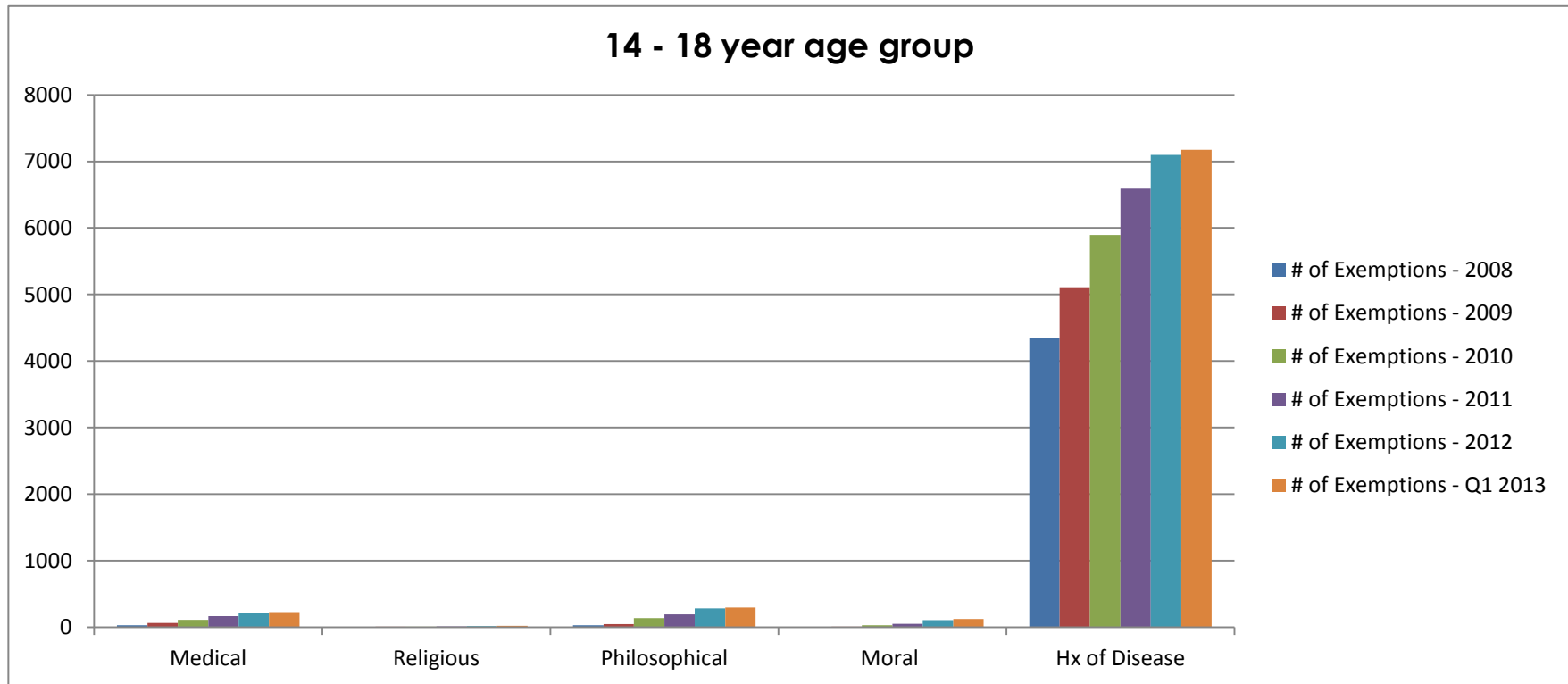
Reason	# of Exemptions - 2008	# of Exemptions - 2009	# of Exemptions - 2010	# of Exemptions - 2011	# of Exemptions - 2012	# of Exemptions - Q1 2013
Medical	70	106	131	209	234	239
Religious	34	48	55	72	111	117
Philosophical	148	191	310	403	526	536
Moral	12	22	54	110	187	193
Hx of Disease	6144	6846	7368	7775	7983	8044



\* age group based on age at the time of vaccine refusal.

**Number of vaccine exemptions for children 14 - 18 years old  
in the NDIIS as of the last day of the specified year.**

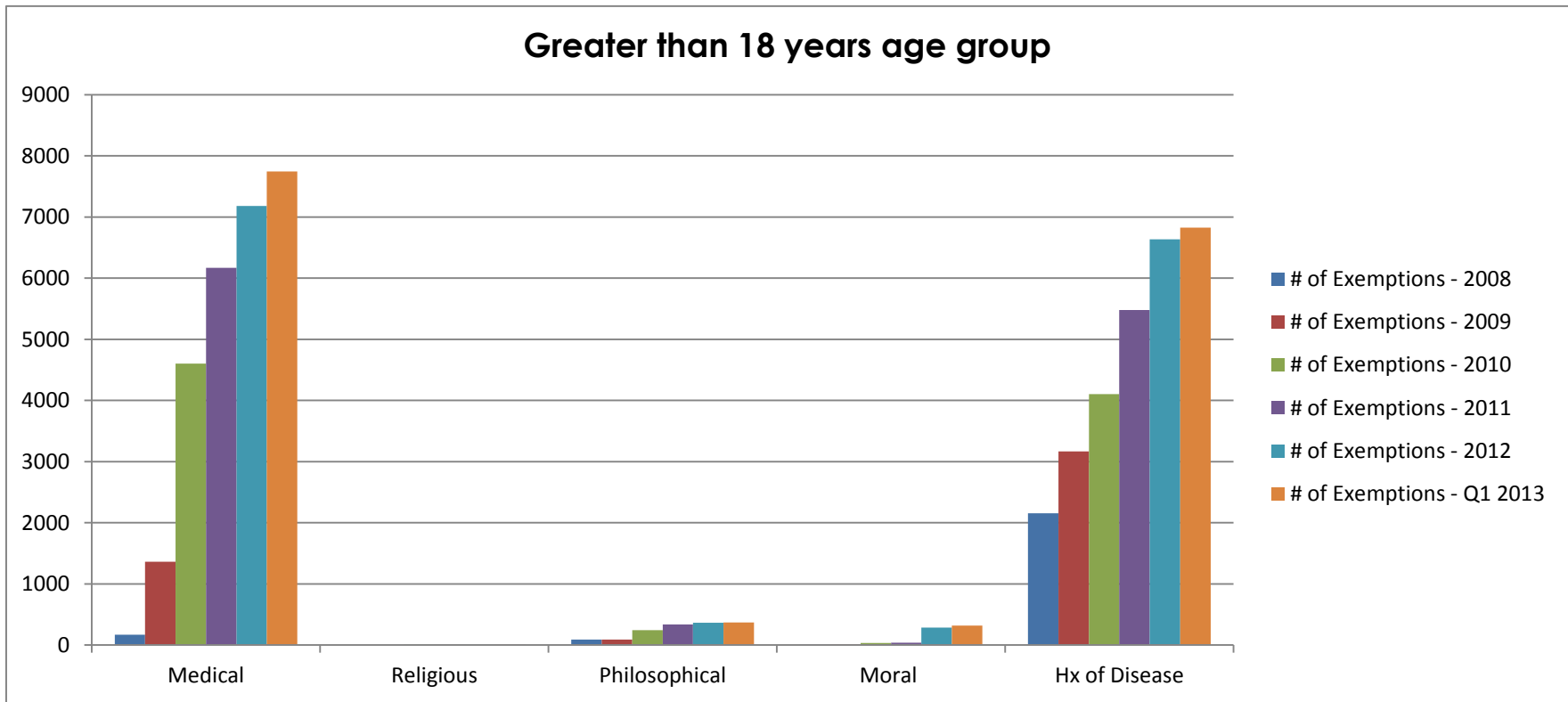
Reason	# of Exemptions - 2008	# of Exemptions - 2009	# of Exemptions - 2010	# of Exemptions - 2011	# of Exemptions - 2012	# of Exemptions - Q1 2013
Medical	32	64	111	167	217	228
Religious	5	8	8	15	17	23
Philosophical	29	48	139	196	283	298
Moral	1	8	29	52	110	124
Hx of Disease	4340	5111	5895	6591	7096	7176



\* age group based on age at the time of vaccine refusal.

**Number of vaccine exemptions for adults greater than 18 years old in the NDIIS as of the last day of the specified year.**

Reason	# of Exemptions - 2008	# of Exemptions - 2009	# of Exemptions - 2010	# of Exemptions - 2011	# of Exemptions - 2012	# of Exemptions - Q1 2013
Medical	167	1361	4600	6168	7181	7746
Religious	0	0	2	2	2	2
Philosophical	90	91	244	338	363	368
Moral	5	9	33	39	287	316
Hx of Disease	2153	3164	4103	5478	6633	6827



\* age group based on age at the time of vaccine refusal.